



DEPARTMENT ODEDUCATION – CENTRAL PROVINCE
MONTHLY TEST MARCH 2020
ENGLISH LANGUAGE – GRADE 7



Time: 1 hour

1. Read the following paragraph and write the adverbs in the given boxes. (20 marks)

<p>Today I helped my mother to cook dinner. We carefully cut the vegetables and slowly put them into a boiling pot of water. Next, mother quickly browned the chicken and patiently let it cook through. I eagerly waited for my next job, which was to gently sprinkle spices into the soup. But I accidently poured too much cumin. I quietly told my mother my mistake, and she sweetly told me, as a child, she had coincidently made the same mistake.</p>	1	2
	3	4
	5	6
	7	8
	9	10








2. Fill in the blanks with appropriate words given in the brackets. (20 marks)

Nilmi's 1.....game is Chess. Chess is the 2.game of Russia. In Sri Lanka too it is a very 3.....game among school children. It is an 4.....game too. We need a 5 chess.....to play the 6..... . There are 32 7..... . We need two 8.....and it is an 9..... Game. It is very 10.....game as well.

(enjoyable, indoor, international, board, popular, players, national, favourite, game, pieces)

3. Look at the pictures and write sentences. One is done for you.

(30 marks)

	1) Where is the cat ? <i>It is on the computer....</i>
	2) Where is the cat ?
	3) Where is the cat ?
	4) Where is the cat ?
	5) Where is the cat ?
	6) Where is the cat ?
	7) Where is the cat ?

4. Rewrite the sentences correcting the mistakes in each sentence.

(20 marks)

- i. She is a nise girl.
- ii. He is a old man.
- iii. The girls are walk hurriedly.
- iv. I am helping she.
- v. That children fly kites.
- vi. The peoples look at the birds.
- vii. This books are interesting.
- viii. I like to watch a cartoon films.
- ix. They meets the parents.
- x. She have a beautiful frock.

5. The steps of sending a message through a mobile phone are given below. Put them in the correct order by writing the correct number in the box. The first one is done for you.

(10 marks)

1. Then click the menu and select the message.	
2. After that type the message.	
3. And choose the sender's number.	
4. First take a mobile phone.	1
5. Finally send the message.	
6. Read the message to check	



